

**Juvenile Pre-Post
COMPARISON REPORT**

NAME: Mr. Example Report
AGE: 14 SEX: Male
ETHNICITY/RACE: Caucasian
EDUCATION/ GRADE: 8

CONFIDENTIAL INFORMATION
DATE OF BIRTH: 03/21/1997
DATE SCORED: 09/26/2011

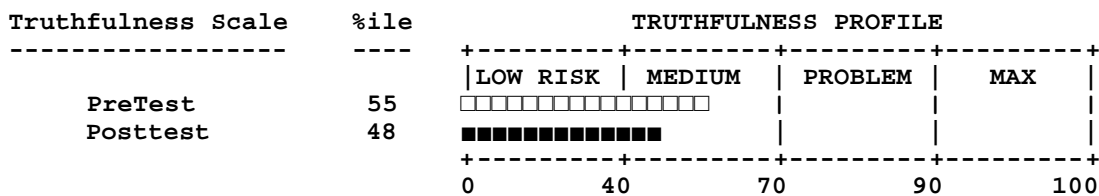
This report directly compares Juvenile Pre-Post Pretest and analogous Posttest scale scores. No decision or diagnosis should be based solely upon Juvenile Pre-Post Comparison Report results.

Rationale: The same test is administered twice (pretest and posttest). Pretest results become the baseline for subsequent test administration comparisons. The Comparison Report confirms differences between pretest (baseline) and posttest (second or subsequent test administration) scale scores. The higher the Pre-Post scale score (at or above the 70th percentile), the more serious the area of inquiry becomes. **When a scale's pretest score is higher than its posttest (or ipsative) score, positive change or improvement is corroborated. In contrast, when a scale's pretest score is lower than its posttest score, a negative change has occurred.**

SCALE COMPARISONS

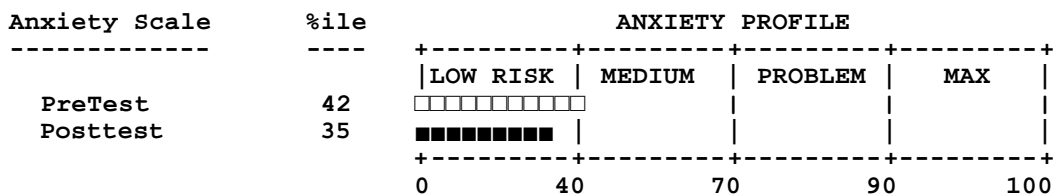
Truthfulness Scale _____ **Comparison: +7**

This person's Truthfulness Scale pretest - posttest comparison shows some improvement. This juvenile's posttest Truthfulness Scale score is 7 percent lower than its comparable pretest scale score. Note: the pretest score is at or below the 69th percentile (no problem) range. There was little need for change.



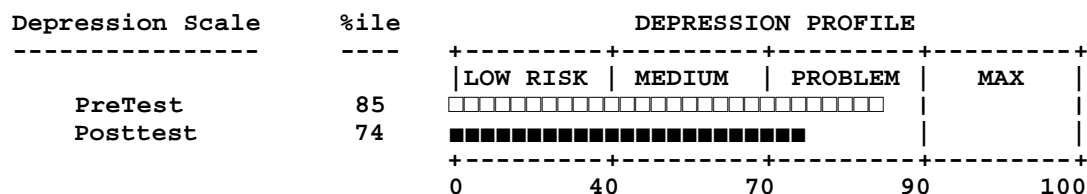
Anxiety Scale _____ **Comparison: +7**

This individual's Anxiety Scale pretest - posttest comparison shows some improvement. This person's posttest Anxiety Scale score is 7 percent lower than their comparable pretest scale score. Note: the pretest scale score was at or below the 69th percentile (no problem) range. There was little need for change.



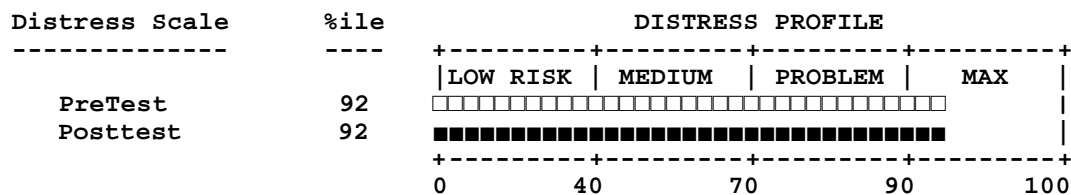
Depression Scale _____ **Comparison: +11**

This juvenile's Depression Scale pretest - posttest comparison reveals positive change. This individual's posttest Depression Scale score is 11 percent lower than its comparable pretest scale score. Since their pretest screening, this person is less depressed than they were at intake.



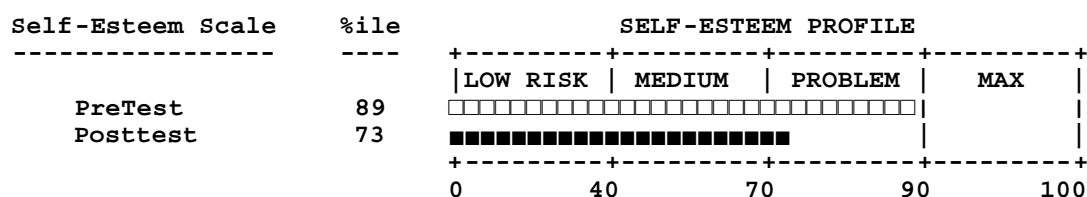
Distress Scale **Comparison: +0**

This individual's Distress Scale pretest - posttest comparison shows little change. This juvenile's pretest and posttest scale scores are within one (+1 or -1) percentage point of each other. If distress was not a treatment plan goal, change would be moot and open to discussion.



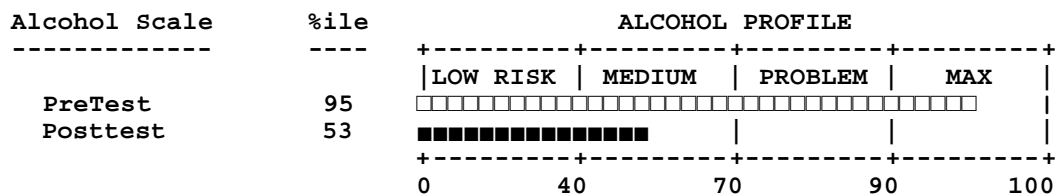
Self-Esteem Scale **Comparison: +16**

This individual's Self-Esteem Scale pretest - posttest comparison shows positive change. This juvenile's posttest Self-Esteem Scale score is 16 percent lower than its comparable pretest score, which means impressive positive change has occurred.



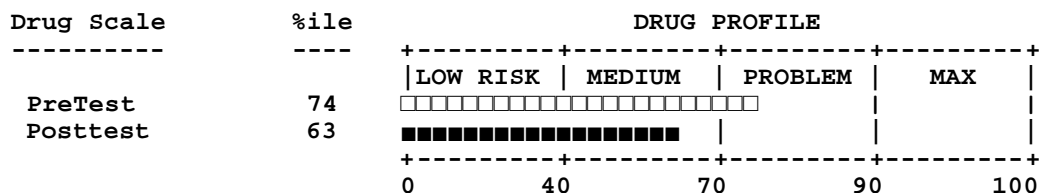
Alcohol Scale **Comparison: +42**

This juvenile's Alcohol Scale pretest - posttest comparison shows impressive improvement. This person's posttest Alcohol Scale score is 42 percent lower than its comparable pretest scale score, which corroborates solid positive change or improvement.



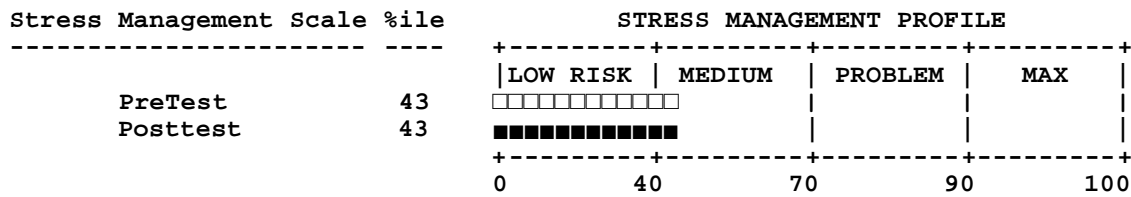
Drug Scale **Comparison: +11**

This individual's Drug Scale pretest - posttest comparison reveals some positive change. This juvenile's posttest Drug Scale score is 11 percent lower than their comparable pretest score, which corroborates and authenticates this positive change. Noticeable positive change has taken place.



Stress Management Scale _____ Comparison: +0

This individual's Stress Management pretest - posttest comparison shows little change. This juvenile's pretest scale score is at or below the 69th percentile (no problem) range, consequently there was little need for change. This person's pretest - posttest scale difference was within one (+1 or -1) percent.



SIGNIFICANT ITEMS

These answers, with all of their predispositions and biases may help in understanding this client and his situation. "Significant items" are direct admissions or unusual answers to Juvenile Pre-Post questions.

Anxiety Scale Pretest

- 123. Often nervous / anxious
- 130. Often unable to relax
- *Only two significant items were selected.

Anxiety Scale Posttest

*No significant items were selected. Check this juvenile's Truthfulness Scale score to corroborate client motivation and truthfulness.

Depression Scale Pretest

- 5. States frequently depressed
- 17. Recent weight change
- 23. Feels alone & doesn't fit in
- *Additional Items: #44, 85, 92, 95, 113, 127, 145 and 157.

Depression Scale Posttest

- 17. Recent weight change
- 44. Doesn't have a confidant
- 85. In last month very unhappy
- *Additional Items: #95, 127, 145 and 157.

Distress Scale Pretest

- 9. Joyless lifestyle
- 16. Suffering is intolerable
- 20. Suicide ideation
- *Additional Items: #26, 29, 55, 59, 139, 149, 150 and 159.

Distress Scale Posttest

- 9. Joyless lifestyle
- 16. Suffering is intolerable
- 26. Last month miserable
- *Additional Items: #29, 46, 51, 55, 117, 149, 150 and 159.

Alcohol Scale Pretest

- 15. Admits drinking concerns
- 22. Can't stop drinking
- *Additional Items: #36, 42, 45, 50, 57, 64, 69, 75, 91, 94, 129, 151, 152, 153, 154 and 160.

Alcohol Scale Posttest

- 15. Admits drinking concerns
- 27. Family and social problems
- 69. Drinks despite family arguments
- 75. Drinks more than intended

Drug Scale Pretest

- 33. Has lied about drug use
- 67. Concerned about drug use
- 154. Recovering: alcohol & drugs
- *Three significant items were selected.

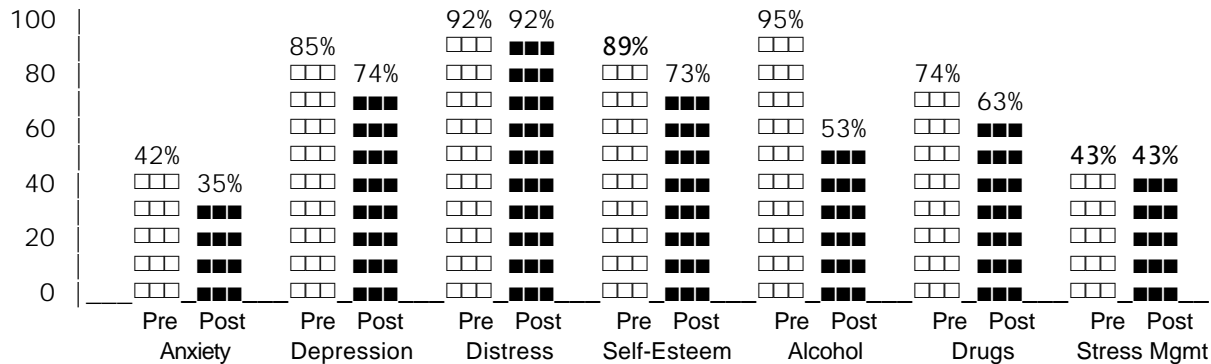
Drug Scale Posttest

- 12. Used drugs in last 30 days
- 156. Rates drug use a problem
- *Only two significant items were selected.

There are several levels of Juvenile Pre-Post scale interpretation when focusing upon analogous scale comparisons. In these instances a test may be viewed as a self-report and attention may be focused upon pretest-posttest scale scores, interpreting analogous scale elevations and understanding scale interrelationships. Overlaying client change can be disconcerting unless attention is judiciously apportioned or divided between client "risk" (pretest) and client "change" (comparison report).

The Juvenile Pre-Post Comparison Graph yields a panoramic view of all scale scores and their pre-post comparisons. **When a scale's pretest score is higher than its posttest score positive improvement or change occurred. In contrast, when a scale's pretest score is lower than its posttest score negative change has occurred.**

JUVENILE PRE-POST COMPARISON GRAPH



Anomalies & Outliers

When Juvenile Pre-Post scales, or more specifically the problems and disorders they represent are not specifically mentioned in the patient's referral or treatment plan it is likely they won't be treated. To avoid this oversight we recommend that the "pretest report" be reviewed during program intake screening. Not being treated could help explain "no change" or negative outcome results.

COMMENTS AND RECOMMENDATIONS:

use back of this page, as necessary

EVALUATOR'S SIGNATURE

DATE

JUVENILE PRE-POST PRETEST RESPONSES

1 - 50 TFFFTTTTFTT FTTFTTTTFTT FTTTTTFTTF FFFTFTFFFT FTFTTFFFTT
 51 - 100 FTFFTFTFTF FFFTFTFTF FTFFTFFFFF TFFTFFFFTF TTFTTFTF11
 101 - 149 1111221212 1413125141 1434323333 3314141441 4112332232
 150 - 161 1423412411 4

JUVENILE PRE-POST POSTTEST RESPONSES

1 - 50 TFFFFFFFTT FFFFTTTTFTF FFFTTTTTTT TTFTFFFTFT FFFTFTFTF
 51 - 100 TTFTTFFFTT FFFFFFFFTF FTTFTFFTTF FFFFTFFFTF FFFFTFTF11
 101 - 149 1411414141 5151512141 2222114411 4414141411 4112341433
 150 - 161 4144432424 4